

## Strategies Encouraging Mode Shifting on Rail-Based Transportation: A Case Study in Jakarta

Gunawan Saroji<sup>a,\*</sup>, Mohammed Ali Berawi<sup>b,c</sup>, Mustika Sari<sup>b</sup>, Nunik Madyaningrum<sup>d</sup>, Miranda Calista<sup>b</sup>,  
Hasan<sup>b</sup>, Sultan Akbar Rianto<sup>b</sup>

<sup>a</sup> Department of Civil Engineering, Politeknik Negeri Bengkalis, Sungai Alam, Bengkalis, 28711, Indonesia

<sup>b</sup> Center for Sustainable Infrastructure Development, Universitas Indonesia, Depok 16424, Indonesia

<sup>c</sup> Department of Civil Engineering, Faculty of Engineering, Universitas Indonesia, Depok 16424, Indonesia

<sup>d</sup> National Research and Innovation Agency (BRIN), Jakarta, 10340, Indonesia

Corresponding author: \*gunawan@polbeng.ac.id

**Abstract**— Public rail transport infrastructure has been developed to address urban issues in some major cities worldwide, including Jakarta, Indonesia. Despite its development, the rail transit ridership is not optimal yet, since traffic flows on the roads are still heavy and cause congestion. Therefore, the modal shift on rail transit in should be increased. The objective of this study is twofold; determining factors affecting the mode split on rail transit and exploring strategies to improve the modal shifting to rail-based transportation by taking into account the development of properties near the transit stations of Greater Jakarta's commuter line, including hotel, retail, office, and residential. Both quantitative and qualitative methods through questionnaire survey and benchmarking study were used to obtain these objectives. The survey results show that punctuality is the factor that affects the modal shifting to rail the most, followed by train comfort and shorter waiting time. Benchmarking studies were conducted to develop strategies for improving the train performance in terms of those factors, which include utilizing planning and management tool for train scheduling and rail infrastructure control, improving the air conditioning system on board trains, and increasing the information availability by installing real-time information monitors.

**Keywords**— Public rail transport; ridership; modal shifting.

Manuscript received 28 Jun. 2022; revised 18 Aug. 2022; accepted 19 Sep. 2022. Date of publication 28 Feb. 2023.  
IJASEIT is licensed under a Creative Commons Attribution-Share Alike 4.0 International License.



### I. INTRODUCTION

Cities worldwide are experiencing astounding growth caused by urbanization and industrialization over the past decades [1]. Although cities' development contributes to enabling higher economic growth [2], it is frequently accompanied by negative externalities, such as traffic congestion, pollution, and urban sprawl [3]–[6]. Various approaches were taken to address those urban issues, such as improving public services, providing affordable modes of transportation, and developing integrated urban infrastructure inclusive for all city inhabitants [6].

Jakarta, the capital city of Indonesia, is currently developing its urban infrastructure with an emphasis on rail transportation to decrease car dependency and improve traffic flows, such as the Light Rapid Transit (LRT) Jakarta. Furthermore, Transit-Oriented Development (TOD), a compact, mixed-use area organized around a transit point, was

also developed to increase the ridership of public transport [7], [8].

Ridership is the number of persons who ride a mode of public transportation on a trip at a particular time. Transit ridership is affected by several factors, such as fares, route, service frequency, accessibility to the station, safety, private vehicle ownership levels, population density, land use, availability of parking space, and cost [9]. On the other hand, the passengers' choice of transportation modes depends on some considerations related to the characteristics of the trip, the land use, and the service [10], [11]. Consequently, the modal split on public transport should be improved to increase the public transport's ridership. Modal split is the process of separating one's travel based on the transportation mode. The purpose is to estimate road user decisions and the effects caused by the decisions taken [12].

Jabodetabek commuter trains, the commuter rail service in Greater Jakarta, carried 1.4 passengers per day [13]. The

Greater Jakarta LRT and Jakarta MRT services were estimated to mobilize 40,000 and 7,000 passengers, respectively. These figures are still relatively low compared to the ridership of LRT in neighboring countries such as Malaysia and Singapore. Malaysia's Kelana Jaya LRT provides service to more than 250,000 passengers daily [14], and Singapore LRT carries 150,000 passengers daily [15].

Transit ridership can be encouraged through the integrated public transportation network connecting Transjakarta Bus Rapid Transit (BRT), LRT, MRT, and Commuter Line, which is expected to increase passengers' ease and efficiency. Moreover, urban development with the TOD concept can also promote transit ridership [16]. However, other strategic changes are also needed to optimize transit conditions, thus improving the modal split on rail transit. This paper aims to determine the dominant factors affecting the transportation mode shifting to rail transit by considering passengers traveling from property development, including hotel, retail, office, and residential functions. Furthermore, the strategies to boost mode shifting to rail-based transportation were also determined.

Previous studies have been conducted exploring strategies to improve modal split on rail transit. For example, a study investigating the European transport system argued that modal shifts could be increased by improving service quality through the adoption of technology for operationality and an integrated supply chain approach for maintenance [17]. Another study concluded that some aspects of the public transport systems must be improved to increase public transport ridership, particularly in Braunschweig, Germany, and Tampere, Finland [18]. However, the ridership in both cities has grown over the last 20 years, indicating that these systems have performed well. On the other hand, the studies on strategies to improve rail-based transport system modal split in developing countries are still very limited. This paper presents Jabodebek LRT as the case study where the dominant factors affecting modal split on rail transit will be examined, and the improvement strategies will be determined. The results of this study are expected to provide recommendations for policymakers in urban rail transport in developing countries.

## II. MATERIALS AND METHODS

This study identified dominant factors of the modal shift in rail transit. This study applied a quantitative method to describe situations, examine causes, and establish relationships among variables [19]. A questionnaire survey was distributed to collect data in this study. The filling-in process of the questionnaire survey began with a question regarding whether the location of the respondent's residence or working place is within a radius of 0-1,000 meters from the transit stop. Respondents meeting the requirement were then invited to complete the questionnaire survey, which consists of questions on the transport mode selection and the type of property where they reside or work so that the impact of the development of hotel, retail, office, and residential properties on the transportation mode selection can be determined.

A total of 271 respondents from all property types participated in the survey. However, due to invalid answers and incomplete questionnaires, only 210 respondents were deemed valid, with the respondent composition of 49, 111, 34,

and 16 respondents from hotel, retail, office, and residential property, respectively. These numbers indicate that the analyzed data were not biased because the rate of return is more than 30-40% [20]. The transportation modes discussed in this questionnaire survey are train, bus, private vehicle, ride-hailing, and walking. The number of respondents with each transport mode can be seen in Table 1. The respondents were asked to state the factors that enable the mode shifting to rail-based transportation, summarized in Table 2.

TABLE I  
TRANSPORT MODE USED BY THE RESPONDENTS

Transport Mode	Respondents in Each Property Function (%)			
	Hotel	Retail	Office	Residential
Train	5.71%	5.71%	3.33%	7.62%
Bus	1.90%	1.90%	1.43%	1.90%
Private Vehicle	14.29%	34.29%	2.86%	6.67%
Ride-Hailing	1.43%	8.10%	0%	0%
Walking	0%	2.86%	0%	0%

TABLE II  
FACTORS AFFECTING MODE SHIFTING TO RAIL-BASED TRANSPORTATION

Factor Variables	
X1	Punctuality
X2	Development of train system services
X3	Cooperation with external parties
X4	Land use development
X5	Affordable travel expense
X6	Comfort
X7	Connectivity of transit points
X8	Distance to the transit station
X9	Waiting time
X10	Travel time
X11	Integrated payment system
X12	Provision of supporting facilities
X13	Ease of accessibility to destinations

The data processing process used descriptive statistics to determine the dominant factors, including comparative and correlational methods [21]. The statistical method used was the descriptive frequency analysis, a primary descriptive statistic with discrete variables. This method includes absolute frequencies (raw quantities) for each category of discrete variables, relative frequencies (proportions or percentages of the total number of observations), and cumulative frequencies for successive types of ordinal variables [22]. Descriptive analysis is arguably the most straightforward statistical analysis to do and interpret. It provides a helpful strategy for summarizing data and providing sample descriptions but cannot provide information for causal analysis [23]. The choice of answers in the questionnaire illustrates the customer expectation of the essential factors for maintaining and increasing the use of rail-based transportation.

The second objective of this study, determining strategic solutions proposed for the continuousness of the dominant factors, aimed to avoid the failure of development with the TOD concept. Benchmarking study, a continual process that measures products, services, or methods, and compares them against the others in a better state of an aspect, was performed to obtain this objective [24].

Archive analysis conducted to literature, collected from existing journals, scientific articles, and related publications

on the improvement strategies of the rail transport system was done to gather benchmarking data. Some of the international benchmarks that have succeeded in improving modal splits on rail transit are summarized in Table 3. Figure 1 illustrates the workflow of the research.

TABLE III  
BENCHMARKS OBTAINED FROM ARCHIVE ANALYSIS

Aspect	Strategy	Reference
Time (X1, X9, X10)	Digital technology adoption in the operation of train services to shorten travel time and ensure punctuality (US, China, UK, Switzerland)	[25]–[28]
Development of train system services (X2)	Expansion of urban rail transit network (Seoul, Moscow, Hong Kong, China)	[29] [30]
	Development of new rail line (Poland, Slovakia, Australia)	[31]–[33]
Cooperation with external parties (X3)	Partnered with an online ride-hailing platform in the form of pricing strategies, thus promoting rail transit (USA, Switzerland)	[34]–[36]
Land use development (X4)	Development of residential, commercial, and employment areas in the proximity of the public transit system (Tokyo, Bangkok, Hong Kong)	[37]–[39]
Comfort (X6)	Availability of real-time travel information regarding destination, travel delay, etc.	[40]
	Availability of electronic payment system integrated with the ticketing website and the smartphone application (China)	[41]
	Provision of supporting facilities regarding safety at the station that includes a protected walkway, warning sign, etc	[42]
Efficiency (X5, X11, X12)	Reduction of ticket fare in travel transfers between a maximum of 15 minutes and a maximum of 30 minutes (New Zealand)	[43]
	Reducing transfer waiting time through the optimization of train scheduling (China)	[44], [45]
	Reducing passengers' travel time through the optimal train speed control settings	[46]
Accessibility (X7, X8, X13)	Providing adequate public transit connection to high-speed rail stations (China, US)	[47], [48]
	Expansion of access services to the railway station (Netherlands)	[49]
	Further development direction to densification and land use diversity to improve distance to the destination from the transit station (Canada)	[50]

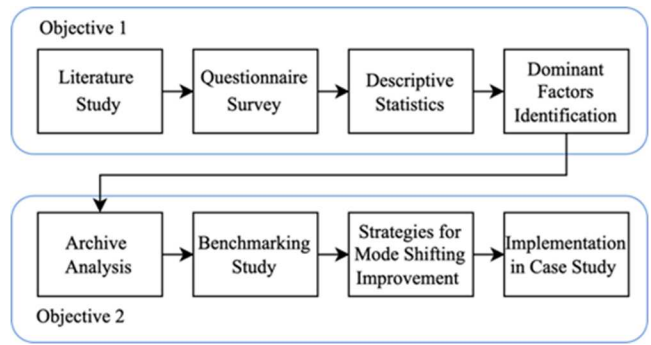


Fig. 1 Research workflow

### III. RESULTS AND DISCUSSION

#### A. Factors Affecting the Mode Shifting to Rail Transit

The results of the questionnaire survey analyzed using the descriptive statistic technique will be discussed in terms of property functions, which include hotel, retail, office, and residential, categorized using the transportation mode chosen by the respondents, such as train, bus, private vehicle, ride-hailing, and walking.

In the hotel property function, 41.67% of respondents in the train category considered punctuality as the most dominant factor, followed by shorter waiting times, according to 33.33% of respondents. In the bus category, 50% of the respondents considered the development of train system services as the dominant factor. The respondents in the private vehicle category considered punctuality and train system services improvement with a percentage of 46.67% and 30%, respectively. However, 66.7% of the respondents in the ride-hailing category are considered as dominant. The survey result from the respondents in the hotel property showed that punctuality, comfort, and development of train system services are the most prevalent factors in choosing rail transit as a transportation mode (see Figure 2).

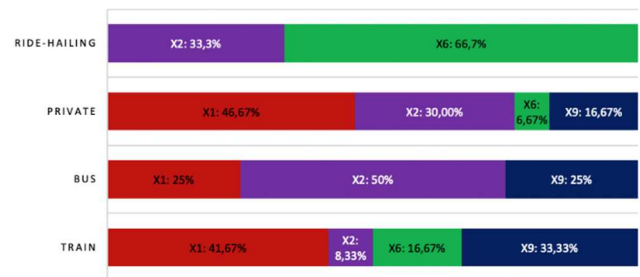


Fig. 2 Dominant Factors for Mode Shifting (Hotel Property)

In the retail property function, particularly in the train category, 66.67% of respondents considered punctuality the most dominant factor, followed by the rest 33.33% of respondents who viewed shorter waiting times. Respondents in the bus category took punctuality, development of train system services, comfort, and waiting time as the dominant factors. Furthermore, comfort and punctuality were considered dominant by 36.11% and 33.33% of respondents in the private vehicle category. While 52.9% of respondents in a ride-hailing category considered punctuality dominant, 50% of respondents in the walking category selected waiting time as a dominant factor in improving transit modal splits on rail transit. Overall, punctuality and comfort were considered

dominant by the respondents in retail property. The detailed result of the survey in retail can be seen in Figure 3.



Fig. 3 Dominant Factors for Mode Shifting (Retail Property)

In the office property function, respondents in the train category considered punctuality the most dominant factor, followed by the development of train system services and cooperation with external parties, with a share of 42.86%, 28.57%, and 28.57%, respectively. All respondents in the bus category considered punctuality connectivity of transit points as the dominant factor. Meanwhile, 50% of respondents in the private vehicle category thought of the ease of accessibility to destinations, followed by the connectivity of transit points and provision of supporting facilities, with a share of 16.67%. From the survey results shown in Figure 4, punctuality and provision of supporting facilities are factors according to respondents in office property.



Fig. 4 Dominant Factors for Mode Shifting (Office Property)

In the residential property function, respondents in the train category considered punctuality and the development of train system services as the dominant factors, with 62.5% and 25%, respectively. Meanwhile, comfort was considered dominant by 75% of respondents in the bus category. In the private vehicle category, the dominant factors are the ease of accessibility to destinations, distance to the transit station, and travel time, with 35.7%, 28.6%, and 14.3%, respectively. The detailed survey result on residential property can be seen in Figure 5.

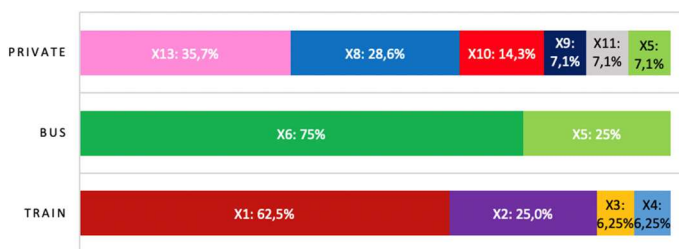


Fig. 5 Dominant Factors for Mode Shifting (Residential Property)

Based on these results, it can be concluded that generally, the most dominant factors affecting the passengers' decision to shift the transportation mode to rail-based transport related to the performance of train services affecting the passenger's convenience, such as punctuality (X1), comfort (X6), and waiting for time (X9), each with a share of respondents of 32.38%, 25.71%, and 16.19%, respectively. Table 4 below summarizes the factors and the number in percentage.

TABLE IV  
THE SHARE OF FACTORS FROM ALL PROPERTY FUNCTIONS

Variable	Dominant Factors	Percentage
X1	Punctuality	32.38%
X2	Development of train system services	12.86%
X3	Cooperation with external parties	1.43%
X4	Land use development	0.48%
X5	Affordable travel expense	0.95%
X6	Comfort	25.71%
X7	Connectivity of transit points	1.43%
X8	Distance to the transit station	2.38%
X9	Waiting time	16.19%
X10	Travel time	1.43%
X11	Integrated payment system	0.48%
X12	Provision of supporting facilities	0.48%
X13	Ease of accessibility to destinations	3.81%

### B. Strategies for Improving Modal Splits on Rail Transit

#### 1) Punctuality

Punctuality is argued to be one of the most critical indicators in rail transport that affects a person's decision in transportation modal choice [51]. Punctuality is termed as the percentage of trains arriving on time at the transit stops. The punctuality level is the percentage of punctual trains, calculated by dividing the total punctual trains by the whole trains. According to [52], the punctuality of the train system is generally influenced by the number of passengers and occupancy ratio, capacity utilization, regularity, speed restrictions, construction works, departure and arrival punctuality, and operational priority rules.

On the other hand, the delay is a measurement of the length of the train's late from the schedule presented in time units [53]. In the case of Greater Jakarta's commuter line, the delays are caused by the limitation on the speed of the train, synchronization of operating patterns, the performance of signaling control and scheduling system, as well as the policies on level crossings [54].

The performance of scheduling and maximum speed to ensure train punctuality can be optimized by utilizing advanced computer programs [27], [28]. Switzerland's railway system has the highest Railway Performance Index (RPI) in Europe for scheduling and maximum speed [55]. The railway operating companies in Switzerland, such as Swiss Federal Railways and Rhaetian Railways, employ a planning and simulation tool developed at the Swiss Federal Institute of Technology as a solution for practical economics and a tool for dealing with complex rail technology problems called OpenTrack.

All modes of rail systems can use OpenTrack to perform a number of railway system works, such as determining requirements for rail network infrastructure, analyzing the capacity of train lines and stations, calculating the minimum headway, examining rolling stocks, analyzing the quality of the schedule to plan train schedules, evaluating and designing



various signaling systems, analyzing the impact of system failures, calculating the power and energy consumption of rail services; simulation of the power supply system of the train [56].

Heterogeneous train operation is one of the train operating patterns where commuter and intercity trains share the same railway tracks [57]. This operation can cause delays caused by other trains. The time performance of the Jabodebek LRT can be improved by formulating regulations regarding the train operating lines, where the speed of the commuter line is increased by reducing running time supplements or by using faster rolling stock and overtaking by paying attention to differences in running time [58], [59]. Furthermore, the cross capacitance of the train system with a high passenger capacity must consider the ever-increasing demand by creating a forecast model that focuses on the Origin/Destination (OD) traffic flow. The utilization of OD matrices has been proved to optimize train scheduling and train routes [60].

Moreover, to improve the performance of the train signaling control system, the government has made regulations regarding the operation procedures for the security measures of level crossings. However, without proper supporting infrastructure, this strategy is not yet effective. Therefore, another solution to overcome level crossings should be taken, such as developing underground tunnels and elevated railroads adapted to city conditions and

transportation characteristics, including the type of transit systems and the corridors served.

## 2) Comfort

Passengers' travel comfort is associated with the departure time and degree of accessibility to trains [61]. Train comfort is defined by multiple factors such as vibration, noise, temperature, humidity, smell, visual stimulation, and design layout [62]. According to the respondents' comments in the questionnaire survey, train comfort includes the train's air conditioning system and information.

To improve the thermal comfort of a passenger train, the Heating, ventilation, and air conditioning (HVAC) system should be upgraded to a healthier and energy-efficient system by considering the influencing factors on the thermal loads compensated by the system (see Figure 6). Improving the HVAC system of the existing trains with a greener advanced technology will not only improve the thermal comfort but also minimize the impact of the train on the environment.

Furthermore, the availability of information is an essential service provided by the train operating company that influences passengers' satisfaction. Therefore, accurate real-time information should be easily accessed by passengers and displayed in various ways, such as in-vehicle, at-stop, mobile, and social media [63].

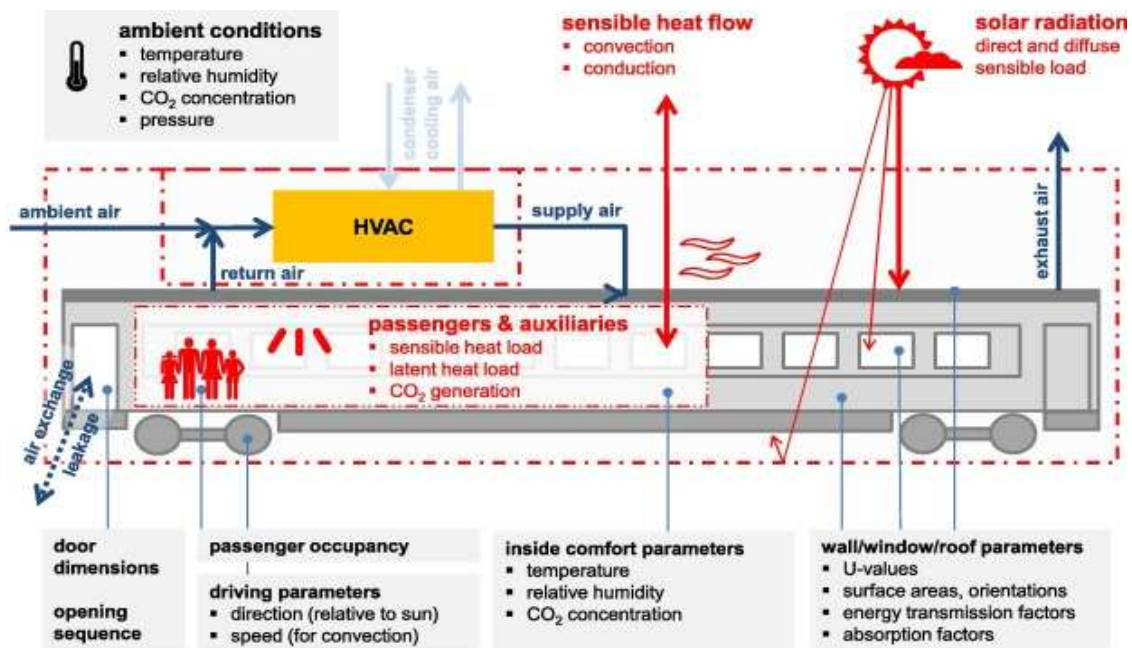


Fig. 6 The Scheme of a Passenger Train's HVAC System with the Associated Loads and Influencing Factors [64]

The reliable information regarding the schedule can help reduce the transit waiting time, along with basic amenities, such as shelters and benches [65], [66]. Operating company in the Jabodebek LRT, as the case study of this study, should consider adding these facilities to improve the modal shift to rail transit significantly.

### C. Determining Strategy for Jakarta's Commuter Line

The punctuality of the train schedule in MRT Jakarta can be improved by utilizing reliable software tools to simulate and plan the operation of the heterogeneous train. Figure 7 illustrates the scheme of the Swiss OpenTrack software.

With an estimated ambient air temperature in Indonesia of 35°C, the standard temperature in the training room is 23°C, humidity is 65%, and the velocity of the air falling above the passenger's head does not exceed 0.3 m/s [67]. PT Commuter Line Indonesia, as the company that manages the commuter train services in Indonesia, should regularly ensure that the air conditioning system meets these standards. Furthermore, advanced technology should also be adopted, such as the sensors that help maintain the in-vehicle thermal comfort and enable the system to perform correctly.

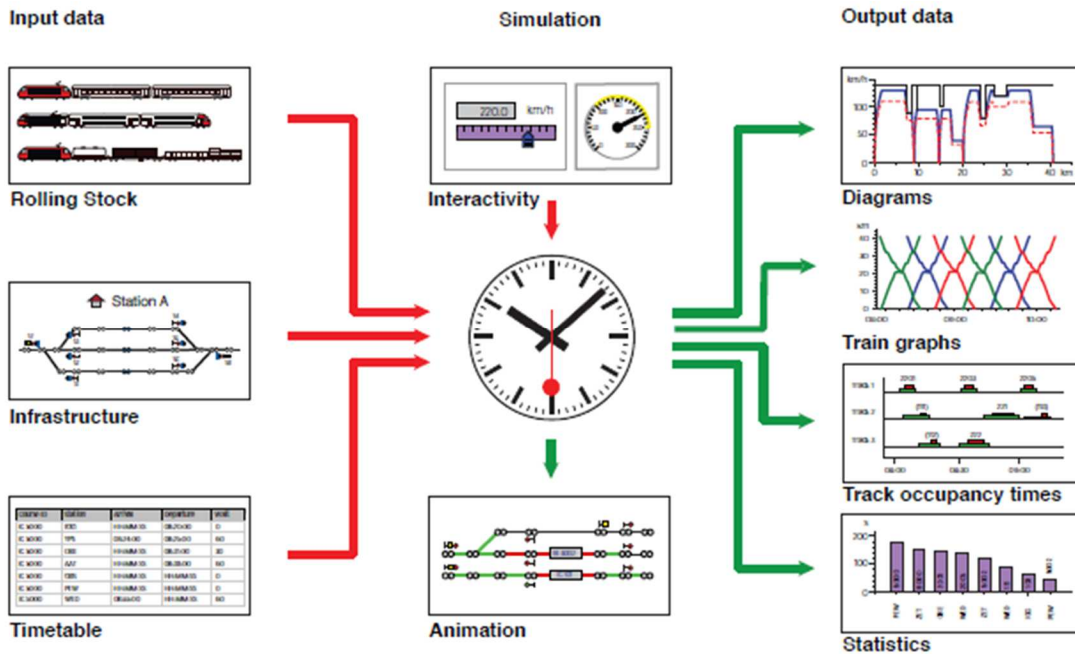


Fig. 7 Data flow in OpenTrack Planning Software [68]

Moreover, devices displaying real-time information regarding the schedule, travel time, transit waiting time, and public announcements can be installed on board and at the transit stations, such as the devices showing information in the newly operated LRT Jakarta, both onboard (see Figure 8) and at the stations (see Figure 9).



Fig. 8 Monitor onboard LRT Jakarta [69]



Fig. 9 Monitor at the LRT Jakarta station [70]

#### IV. CONCLUSION

Though urban rail infrastructure has been provided, the ridership is still relatively slow, as shown by the road traffic

issues caused by private vehicles. Some strategies must be taken to encourage the shift from private vehicles to rail-based transportation modes. This study investigates the factors that affect the mode shifting to rail transit by conducting a questionnaire survey, which shows that punctuality, train comfort, and shorter waiting time are the dominant factors. Strategies recommended for improving the modal shift include the usage of the train's schedule management tool, air conditioning, and the availability of accurate information.

#### ACKNOWLEDGMENTS

The authors thank Universitas Indonesia for the support given to this research (PUTI Doktor No. NKB-671/UN2.RST/HKP.05.00/2020)

#### REFERENCES

- [1] A. R. A. Jacquemin, *Urban development and new towns in the Third World: lessons from the New Bombay experience*. Routledge, 2019.
- [2] J. Gross and Y. Ouyang, "Types of urbanization and economic growth," *https://doi.org/10.1080/12265934.2020.1759447*, vol. 25, no. 1, pp. 71–85, 2020, doi: 10.1080/12265934.2020.1759447.
- [3] S. Petrova and A. Prodromidou, "Everyday politics of austerity: Infrastructure and vulnerability in times of crisis," *Environ. Plan. C Polit. Sp.*, 2019, doi: 10.1177/2399654419831293.
- [4] S. S. Alam, A. J. Islam, M. M. Hasan, M. N. M. Rafid, N. Chakma, and M. N. Imtiaz, "Design and development of a low-cost IoT based environmental pollution monitoring system," 2019, doi: 10.1109/CEEICT.2018.8628053.
- [5] M. Artmann, L. Inostroza, and P. Fan, "Urban sprawl, compact urban development and green cities. How much do we know, how much do we agree?," *Ecol. Indic.*, vol. 96, pp. 3–9, Jan. 2019, doi: 10.1016/J.ECOLIND.2018.10.059.
- [6] M. A. Berawi, N. Suwartha, A. V. Salim, G. Saroji, and M. Sari, "Developing Mobile Application for Land Value Capture Scheme to Finance Urban Rail Transit Projects," *Int. J. Technol.*, vol. 12, no. 7, pp. 1448–1457, 2021.
- [7] Gunawan, M. A. Berawi, and M. Sari, "Optimizing property income in transit oriented development: A case study of Jakarta TOD," *Civ. Eng. Archit.*, vol. 8, no. 2, pp. 136–143, 2020, doi: 10.13189/cea.2020.080211.
- [8] D. Iskandar, R. J. Sumabrata, and R. Abiyoga, "The development of readiness indicators for transit-oriented areas," *Civ. Eng. Archit.*, vol. 9, no. 2, pp. 453–461, 2021, doi: 10.13189/cea.2021.090218.

- [9] L. A. Merlin, M. Singer, and J. Levine, "Influences on transit ridership and transit accessibility in US urban areas," *Transp. Res. Part A Policy Pract.*, vol. 150, pp. 63–73, Aug. 2021, doi: 10.1016/J.TRA.2021.04.014.
- [10] C. De Gruyter, L. Ma, T. Saghapour, and J. Dodson, "How does the built environment affect transit use by train, tram and bus?," *J. Transp. Land Use*, vol. 13, no. 1, pp. 625–650, 2020, doi: 10.5198/jtlu.2020.1739.
- [11] J. Ha, S. Lee, and J. Ko, "Unraveling the impact of travel time, cost, and transit burdens on commute mode choice for different income and age groups," *Transp. Res. Part A Policy Pract.*, vol. 141, pp. 147–166, Nov. 2020, doi: 10.1016/J.TRA.2020.07.020.
- [12] J. Froněk, J. Chlumecký, T. Horník, and D. Vymětal, "Development of modal split in the Czech Republic according to national census," 2020.
- [13] BPS, "Number of Passenger of Railways Transportation," *Central Bureau of Statistics*, 2019.
- [14] MyRapid, "Prasarana Sets RM17 Billion in Economic Returns for 2017 Target."
- [15] Statista, "Singapore: daily LRT ridership 2021".
- [16] M. A. Berawi, G. Saroji, F. A. Iskandar, B. E. Ibrahim, P. Miraj, and M. Sari, "Optimizing land use allocation of transit-oriented development (TOD) to generate maximum ridership," *Sustain.*, 2020, doi: 10.3390/su12093798.
- [17] D. M. Z. Islam, S. Ricci, and B. L. Nelldal, "How to make modal shift from road to rail possible in the European transport market, as aspired to in the EU Transport White Paper 2011," *Eur. Transp. Res. Rev.*, vol. 8, no. 3, 2016, doi: 10.1007/s12544-016-0204-x.
- [18] C. Schütze, N. Schmidt, H. Liimatainen, and T. Siefer, "How to achieve a continuous increase in public transport ridership?—A case study of Braunschweig and tampere," *Sustain.*, vol. 12, no. 19, 2020, doi: 10.3390/su12198063.
- [19] J. W. Creswell, *Research Design: Qualitative, Quantitative and Mixed Methods Approaches*, 4th ed. Thousand Oaks, CA: Sage, 2014.
- [20] C. A. Moser and G. Kalton, *Survey Methods in Social Investigation*, Second. Aldershot: Dartmouth Publishing Company Ltd, 2017.
- [21] K. Säfssten and M. Gustavsson, "Research methodology: For engineers and other problem-solvers." Studentlitteratur AB, 2020.
- [22] R. V. McCarthy, M. M. McCarthy, W. Ceccucci, and L. Halawi, "What do descriptive statistics tell us," in *Applying Predictive Analytics*, Springer, 2019, pp. 57–87.
- [23] R. W. Cooksey, "Descriptive statistics for summarising data," in *Illustrating statistical procedures: Finding meaning in quantitative data*, Springer, 2020, pp. 61–139.
- [24] A. Erdil and H. Erbiyik, "The Importance of Benchmarking for the Management of the Firm: Evaluating the Relation between Total Quality Management and Benchmarking," in *Procedia Computer Science*, 2019, vol. 158, doi: 10.1016/j.procs.2019.09.106.
- [25] J. George, "A glimmer of hope as ridership rebounds for Metro and other transit systems - The Washington Post," *Washington Post*, 2019.
- [26] L. He, Q. Liang, and S. Fang, "Challenges and Innovative Solutions in Urban Rail Transit Network Operations and Management: China's Guangzhou Metro Experience," *Urban Rail Transit*, vol. 2, no. 1, 2016, doi: 10.1007/s40864-016-0036-y.
- [27] G. M. Scheepmaker and R. M. P. Goverde, "The interplay between energy-efficient train control and scheduled running time supplements," *J. Rail Transp. Plan. Manag.*, vol. 5, no. 4, 2015, doi: 10.1016/j.jrtpm.2015.10.003.
- [28] Q. Gu, T. Tang, F. Cao, and Y. D. Song, "Energy-efficient train operation in urban rail transit using real-time traffic information," *IEEE Trans. Intell. Transp. Syst.*, vol. 15, no. 3, 2014, doi: 10.1109/TITS.2013.2296655.
- [29] M. Diao, "Towards sustainable urban transport in Singapore: Policy instruments and mobility trends," *Transp. Policy*, vol. 81, pp. 320–330, Sep. 2019, doi: 10.1016/J.TRANPOL.2018.05.005.
- [30] S. Liu, E. Yao, and B. Li, "Exploring urban rail transit station-level ridership growth with network expansion," *Transp. Res. Part D Transp. Environ.*, vol. 73, 2019, doi: 10.1016/j.trd.2018.04.006.
- [31] M. Polom, M. Tarkowski, K. Puzdrakiewicz, and B. Abramović, "Urban Transformation in the Context of Rail Transport Development: The Case of a Newly Built Railway Line in Gdańsk (Poland)," *J. Adv. Transp.*, vol. 2018, 2018, doi: 10.1155/2018/1218041.
- [32] M. Košťál, T. Schlosser, and P. Schlosser, "Development of Public Rail Track Transport in Nord-Western Area of Bratislava," in *IOP Conference Series: Materials Science and Engineering*, 2017, vol. 245, no. 4, doi: 10.1088/1757-899X/245/4/042060.
- [33] N. Douglas and D. Cockburn, "Australian light rail and lessons for New Zealand," 2019.
- [34] American Public Transportation Association, "Understanding Recent Ridership Changes: Trends and Adaptations," 2018.
- [35] K. H. Pham, P. Ipeirotis, and A. Sundararajan, "Ridesharing and the use of public transportation," 2019.
- [36] V. T. Thao, S. Imhof, and W. von Arx, "Integration of ridesharing with public transport in rural Switzerland: Practice and outcomes," *Transp. Res. Interdiscip. Perspect.*, vol. 10, 2021, doi: 10.1016/j.trip.2021.100340.
- [37] C. Q. Xue and C. Sun, "'Rail villages' in Hong Kong: development ratio and design factors," *URBAN Des. Int.* 2020 261, vol. 26, no. 1, pp. 97–113, Mar. 2020, doi: 10.1057/S41289-020-00119-5.
- [38] J. Calimente, "Rail integrated communities in Tokyo," *J. Transp. Land Use*, vol. 5, no. 1, 2012, doi: 10.5198/jtlu.v5i1.280.
- [39] P. Pongprasert, "Understanding the Choice of Residential Location Near Transit Stations and Urban Rail Commuting: A Case Study Of Transit-Oriented Development In Bangkok," *Int. Rev. Spat. Plan. Sustain. Dev.*, vol. 8, no. 4, pp. 75–90, 2020, doi: 10.14246/irspsda.8.4\_75.
- [40] L. Oliveira, C. Bruen, S. Birrell, and R. Cain, "What passengers really want: Assessing the value of rail innovation to improve experiences," *Transp. Res. Interdiscip. Perspect.*, vol. 1, 2019, doi: 10.1016/j.trip.2019.100014.
- [41] F. Zhen, J. Cao, and J. Tang, "Exploring correlates of passenger satisfaction and service improvement priorities of the Shanghai-Nanjing High Speed Rail," *J. Transp. Land Use*, vol. 11, no. 1, pp. 559–573, 2018, doi: 10.5198/jtlu.2018.958.
- [42] A. N. H. Ibrahim, M. N. Borhan, N. I. M. Yusoff, and A. Ismail, "Rail-based public transport service quality and user satisfaction – a literature review," *Promet - Traffic - Traffico*, vol. 32, no. 3, 2020, doi: 10.7307/ptt.v32i3.3270.
- [43] S. Chowdhury, A. (Avi) Ceder, and B. Schwalger, "The effects of travel time and cost savings on commuters' decision to travel on public transport routes involving transfers," *J. Transp. Geogr.*, vol. 43, 2015, doi: 10.1016/j.jtrangeo.2015.01.009.
- [44] A. Yang, J. Huang, B. Wang, and Y. Chen, "Train Scheduling for Minimizing the Total Travel Time with a Skip-Stop Operation in Urban Rail Transit," *IEEE Access*, vol. 7, 2019, doi: 10.1109/ACCESS.2019.2923231.
- [45] X. Liu, M. Huang, H. Qu, and S. Chien, "Minimizing Metro Transfer Waiting Time with AFCS Data Using Simulated Annealing with Parallel Computing," *J. Adv. Transp.*, vol. 2018, 2018, doi: 10.1155/2018/4218625.
- [46] C. E. Bueno-Cadena and J. C. Munoz, "Reducing metro trip times and energy consumption through speed control, holding and boarding limits," *Transp. A Transp. Sci.*, vol. 13, no. 9, 2017, doi: 10.1080/23249935.2017.1332113.
- [47] H. (Harry) Teng, T. Toughrai, T. Yu, and R. Ozawa, "High-Speed Rail Station Interconnectivity and Ridership," *J. Transp. Technol.*, vol. 12, no. 02, 2022, doi: 10.4236/jts.2022.122012.
- [48] Rob, Gregg, and J. T. Begley, "Enhancing the Connectivity Of High Speed Rail in the Orlando-Tampa Corridor with Local Public Transportation Systems : Issues and Opportunities," Florida, 2011.
- [49] M. Brons, M. Givoni, and P. Rietveld, "Access to railway stations and its potential in increasing rail use," *Transp. Res. Part A Policy Pract.*, vol. 43, no. 2, 2009, doi: 10.1016/j.tra.2008.08.002.
- [50] S. Chan and L. Miranda-Moreno, "A station-level ridership model for the metro network in Montreal, Quebec," *Can. J. Civ. Eng.*, vol. 40, no. 3, 2013, doi: 10.1139/cjce-2011-0432.
- [51] A. J. M. Seco and J. H. G. Goncalves, "The quality of public transport: Relative importance of different performance indicators and their potential to explain modal choice," in *WIT Transactions on the Built Environment*, 2007, vol. 96, doi: 10.2495/UT070301.
- [52] N. O. E. Olsson and H. Haugland, "Influencing factors on train punctuality - Results from some Norwegian studies," *Transp. Policy*, vol. 11, no. 4, 2004, doi: 10.1016/j.tranpol.2004.07.001.
- [53] A. Økland and N. O. E. Olsson, "Punctuality development and delay explanation factors on Norwegian railways in the period 2005–2014," *Public Transp.*, vol. 13, no. 1, 2021, doi: 10.1007/s12469-020-00236-y.
- [54] P. Ricardianto, E. Purnomo, E. Widodo, and M. Hidayat, "Analysis of Factors Causing Jabodetabek Commuter Train Delay," *J. Econ. Manag. Entrep. Bus.*, vol. 1, no. 2, pp. 170–178, 2021, doi: 10.52909/jemeb.v1i2.47.
- [55] EU, "European Standards BS EN 13816:2002: Transportation. Logistics and services. Public passenger transport," 2002.
- [56] A. Nash and D. Huerlimann, "Railroad simulation using OpenTrack," in *Advances in Transport*, 2004, vol. 15.

- [57] M. H. Dingler, Y. C. Lai, and C. P. L. Barkan, "Effect of train-type heterogeneity on single-track heavy haul railway line capacity," *Proc. Inst. Mech. Eng. Part F J. Rail Rapid Transit*, vol. 228, no. 8, 2014, doi: 10.1177/0954409713496762.
- [58] G. M. Scheepmaker, P. J. Pudney, A. R. Albrecht, R. M. P. Goverde, and P. G. Howlett, "Optimal running time supplement distribution in train schedules for energy-efficient train control," *J. Rail Transp. Plan. Manag.*, vol. 14, 2020, doi: 10.1016/j.jrtpm.2020.100180.
- [59] X. Tian and H. Niu, "Optimization of demand-oriented train timetables under overtaking operations: A surrogate-dual-variable column generation for eliminating indivisibility," *Transp. Res. Part B Methodol.*, vol. 142, 2020, doi: 10.1016/j.trb.2020.09.010.
- [60] H. Dong, F. Ding, H. Tan, Y. Wu, Q. Li, and B. Ran, "Rail transit OD-matrix completion via manifold regularized tensor factorisation," *IET Intell. Transp. Syst.*, vol. 15, no. 10, 2021, doi: 10.1049/itr2.12099.
- [61] D. Chen, S. Ni, C. Xu, H. Lv, and S. Wang, "High-Speed Train Stop-Schedule Optimization Based on Passenger Travel Convenience," *Math. Probl. Eng.*, vol. 2016, 2016, doi: 10.1155/2016/8763589.
- [62] P. Filipa Pinheiro da Silva and J. Mendes, "Passengers Comfort Perception and Demands on Railway Vehicles: A Review," *KnE Eng.*, 2020, doi: 10.18502/keg.v5i6.7039.
- [63] N. Leng and F. Corman, "The role of information availability to passengers in public transport disruptions: An agent-based simulation approach," *Transp. Res. Part A Policy Pract.*, vol. 133, 2020, doi: 10.1016/j.tra.2020.01.007.
- [64] C. Luger, J. Kallinovsky, and R. Rieberer, "Identification of representative operating conditions of HVAC systems in passenger rail vehicles based on sampling virtual train trips," *Adv. Eng. Informatics*, vol. 30, no. 2, pp. 157–167, Apr. 2016, doi: 10.1016/j.aei.2016.02.006.
- [65] L. Liu and H. J. Miller, "Does real-time transit information reduce waiting time? An empirical analysis," *Transp. Res. Part A Policy Pract.*, vol. 141, 2020, doi: 10.1016/j.tra.2020.09.014.
- [66] Y. Fan, A. Guthrie, and D. Levinson, "Waiting time perceptions at transit stops and stations: Effects of basic amenities, gender, and security," *Transp. Res. Part A Policy Pract.*, vol. 88, 2016, doi: 10.1016/j.tra.2016.04.012.
- [67] UIC, "UIC 553-1: Heating, Ventilation, and Air-Conditioning in Coaches," 2003.
- [68] "The software," Rail Systems Engineering. [Online]. Available: <https://railsystemengineering.com/ourproductpartners/opentrack/opentracksoftware/>. [Accessed: 18-Aug-2022].
- [69] A. Eka, "Laporan Perjalanan: Inilah Kesan Pertama Kereta LRT Jakarta," KAORI Nusantara, 15-Sep-2018. [Online]. Available: <https://www.kaorinusantara.or.id/newsline/116274/kesan-pertama-kereta-lrt-jakarta>. [Accessed: 18-Aug-2022].
- [70] I. Defianti, "LRT Jakarta fase 2 Direncanakan Rampung 2022," liputan6.com, 01-Dec-2019. [Online]. Available: <https://www.liputan6.com/news/read/4123744/lrt-jakarta-fase-2-direncanakan-rampung-2022>. [Accessed: 18-Aug-2022].